
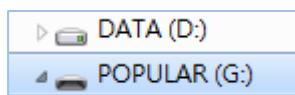


How to download and transfer i-Pen data files to the super i-Pen:

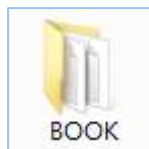
1. Choose the files you need and click 'Download'. Unzip the downloaded files onto your computer.



2. Connect the super i-Pen's terminal to the computer's USB port with the USB interface cable.
3. Select the super i-Pen drive which is named 'POPULAR'.



4. Open the folder named 'BOOK'. Put the unzipped files into this folder. (Create a new folder and rename it if there is no such folder.)



5. Disconnect the super i-Pen from your computer. You can now start using your super i-Pen.