

Instructions
英文指示語



活動冊

黃蕙吟博士 主編













幼兒班







上學期



©  幼兒教育出版社

Creative Learning Package
Activity Book (K1 – First Term)

Page	Instructions
P.1	With the start of the school term, what will you prepare for it? Please dress up the two characters by putting the correct sticker in the  . Find the correct things for school by giving a chop in the  .
P.2	The children are back to school! Please tell how they go to school, and then colour the route to guide them there.
P.3	Children play different activities at school. Which ones do you like? Colour the  .
P.4	The children are singing. They all need one musical instrument. Put the correct instrument stickers in the  .
P.5	There are many toys in classroom. According to the size of the toy, draw a line to take the toy to the correct collection box.
P.6	Children put three balls into a basket. Please find and colour the two balls which are the same.
P.7	<p>Complete your profile. Please put your name chop above the line. Circle the suitable words. Then, use a chop to make a picture in the .</p> <p> 我的小檔案 My profile </p> <p> 我的名字叫_____ My name is_____. </p> <p> 我是  /  。 I am a  /  . </p> <p> 我今年 3 歲 / 4 歲 。 I am three years old / four years old. </p> <p> 我的作品： My picture </p>
P.8	Look at this funny face with nothing! Please paste the stickers of eyes, ears, mouth and nose on it.
P.9	Ka Yan receives many gifts in her birthday party. Please help her to count the number of each item received by colouring the correct number.
P.10	Children play picture-word matching game. Please help them to match the word with the correct picture. Then, tell the work of mouth and hands.
P.11	Colour the circular part in each object. Then, tell which object you like best.

Page	Instructions
P.12	Colour the suitable <input type="checkbox"/> for the things you can do. Ask your parents to tell you their feelings. Colour a suitable number of ☺ to show how happy they are. 我會做的事情 Things that I will do 我的記錄 My record 爸爸媽媽的記錄 Parents' record
P.13	There are different photo frames in Mei Mei's home. Please circle the photo frames with people. 人 people
P.14	Siu Dong and his father want to buy three flowers for mother. Please colour the correct number of flowers.
P.15	Ka Ka and her father are stocking blocks. Whose block is taller? Circle the blocks with the highest height. You can stock blocks with your family members at home.
P.16	Please help Siu Ching to decorate the new home. Put the furniture stickers on the place you like. Then, tell the functions of different types of furniture.
P.17	Please help to collect toys. Put the puppet stickers on the top shelf and the vehicle stickers at the bottom shelf.
P.18	Let's do experiment. See which items will be moved towards the magnet. Then, circle them.
P.19	Please put your family picture in the photo frame below. Use different materials to decorate the photo frame with your parents. 請貼上「全家福」照片。 Put your family picture in the photo frame.
P.20	The children are playing a shopping game. Ka Ka wants to buy four bananas. Man Man wants to buy four apples. Please draw lines to join the correct numbers of fruit with the correct bags.
P.21	Do you know the colour of the food in the pictures? Please draw the correct colour on the 
P.22	Children use different shapes of matching boards to form food. Guess what types of food they are. Then, colour circles in red, triangles in yellow and squares in green.

Page	Instructions
P.23	Chef is classifying raw and cooked food. Please draw a line to join the cooked food to the  and the raw food to the  .
P.24	The game has begun. Which spoon will Father Rabbit and Little Rabbit use for soup? Please put the correct spoon stickers in the corresponding  . Compare which spoon is longer. Then, chop the correct  .
P.25	<p>Interview your mom about the dishes for dinner. Please draw a dish. Then, complete the task below with the help of your mom.</p> <p>菜式名稱：Name of the dish 材料：Ingredients (請把材料畫下來。) Please draw the ingredients. 我喜歡這道菜的程度(請把☺塗上顏色。)：How much do you like the dish? Colour the happy face(s).</p> <p>Colour a suitable number of ☺ to show how much you like the dish.</p>
P.26	Bridges are built. Five vehicles are driving to the bridges. Please put the correct numbers of vehicle stickers on the bridges. Then, tell the types of vehicle.
P.27	The vehicles below miss one wheel and they cannot move. Please help to stick a wheel to the  . Then, tell which types of vehicle you have taken.
P.28	Which wheel marks are they? Please draw a line to join the car with the wheel mark it left.
P.29	Guess the shadow! Draw a line to match the shadow with the correct transport. Tell the special features of the transport.
P.30	Be careful when you cross the road. Please find the correct behavior by colouring the  .
P.31	<p>Children make a small book about transport. Please help to find a car picture and stick it beside the word 'car'.</p> <p>車 car</p> <p>Please draw a boat on the sea.</p> <p>船 boat</p>

Page	Instructions
P.32	<p>Little animals are going out. Draw a line to take them to the destination.</p> <p>故事屋 story house</p> <p>Which animal is going to the story house? Circle the correct one.</p> <p> /  去故事屋。 is going to the story house.</p>
P.33	Where has Siu Ho seen the signs below? Draw a line to join the sign with the correct place.
P.34	Little animals is going to get the tickets for storytelling. Please draw lines to match the correct numbers of tickets with the corresponding number cards in their hands.
P.35	<p>Mr. Fox has made three puppets and arranged them from big to small. Please find the correct picture and give a chop to the ○ .</p> <p>Which puppet is the biggest? Colour red in the □. Which is the smallest? Colour yellow in the □.</p>
P.36	Find the real object of the pictures shown below. Blow each of them to see which one can be moved. Then, put a ✓ in the ○ .
P.37	Yan Yan and Siu Dong are collecting leaves in countryside. Please draw a line to put the red leaves into the red basket while yellow leaves are put into the yellow basket.
P.38	Siu Dong and his family enjoy watching the moon. Oops! The moon is missing! Please help to draw the moon and colour the lanterns with the colour you like.
P.39	It is getting cold. Father is freezing. Please help to find items to keep him warm. Circle them.
P.40	<p>Christmas is coming! Santa Claus and his wife are going to give gifts on street. Please tell how they dress. Find and circle them in the picture.</p> <p>我是聖誕老公公。 I am Santa Claus. 我是聖誕老婆婆。 I am Mrs. Santa Claus.</p>