

Instructions  
英文指示語



# 活動冊

黃蕙吟博士 主編








幼兒班

下學期




Creative Learning Package  
Activity Book (K1 – Second Term)

Page	Instructions								
P.1	After reading the story ‘我的動物’ , do you still remember which animal Lok Lok wants to keep? Please circle the correct animal and tell the name of it.								
P.2	Please follow below folding procedure to make a dog head. Draw eyes, a nose and a mouth on it, and stick the dog head on the blank below. Then, draw the body and the tail of the dog.  狗 dog								
P.3	The puppy is looking for some bones in the grassland. Help it circle all the bones in the picture. Then, put the corresponding number sticker in the <input type="checkbox"/> .								
P.4	Read below rhyme and circle the word ‘貓’ (cat). Put the correct stickers in the <input type="checkbox"/> .								
	<table border="0" style="width: 100%;"><tr><td style="width: 50%;">快樂的貓咪</td><td style="width: 50%; text-align: center;"><b>Happy Cat</b></td></tr><tr><td>大貓叫，</td><td style="text-align: center;">big cat meows</td></tr><tr><td>小貓跳，</td><td style="text-align: center;">little cat jumps</td></tr><tr><td colspan="2">大貓小貓跳。 big cat little cat mew and jump</td></tr></table>	快樂的貓咪	<b>Happy Cat</b>	大貓叫，	big cat meows	小貓跳，	little cat jumps	大貓小貓跳。 big cat little cat mew and jump	
快樂的貓咪	<b>Happy Cat</b>								
大貓叫，	big cat meows								
小貓跳，	little cat jumps								
大貓小貓跳。 big cat little cat mew and jump									
P.5	Mother Dog and her babies are playing on the grass. Please colour the baby dog which is different from the others.  Please circle the dogs which are outside the house in red. Circle the dogs which are inside the house in yellow.								
P.6	Do these children understand how to love animals? Please put a ✓ in the ○ to show the appropriate behaviour. Put X in the ○ to show the inappropriate behaviour.  小龜，讓我來給你換水。 Little turtle, let me change the water for you.  小兔，快來吃東西。 Little rabbit, come to eat the food.  小狗，我們一起玩球吧! Little dog, we play the ball together.								

Page	Instructions
P.7	<p>It's spring now and flowers begin to grow beautifully. According to the growth of a plant, please collect a flower picture and paste it in the <input type="checkbox"/>.</p> <p>花 Flower</p>
P.8	<p>The insects are playing hide-and-seek on the grass. Please colour the grass in green. Put the insect stickers that you like on the grass.</p> <p>草 grass</p>
P.9	<p>There are many beautiful flowers in the garden. Please count the number of each type of flower and circle the correct number for the flower.</p>
P.10	<p>According to the pictures of making a paper flower, fold a flower. Stick the flower in below box and draw the stem and leaves.</p>
P.11	<p>Have you ever seen any butterflies? Say the appearance of a butterfly. Draw lines to match the corresponding butterflies.</p>
P.12	<p>Little Bee is looking for the way home. Please draw a line to help it go home.</p>
P.13	<p>On holidays, invite your parents to take you to have a walk outside, take a photo of a flower that you all like, put the photo in the box below and then complete the following questions.</p> <ol style="list-style-type: none"> <li>1. Date of taking photo : _____ year _____month_____date</li> <li>2. Place of taking photo : _____</li> <li>3. Name of the flower : _____</li> <li>4. The reason that you like this flower : _____</li> </ol>
P.14	<p>In the pictures, who helped you before? Please put the sticker of  in <input type="checkbox"/> to express your thanks.</p> <p>Did you help people same as the children do in the pictures? If so, please colour the <input type="radio"/>. How did you feel after helping others? Please draw the face.</p>
P.15	<p>The bear is sick. Please draw a line to help the bear go to the clinic. The bear needs to go from 1 to 7 in order.</p> <p>Please count the tablets and put the correct number sticker in the <input type="checkbox"/>.</p>

Page	Instructions
P.16	<p>Dramatic play – doctor. Please circle the doctor’s tools.</p> <p>Please circle the child who is pretending to be a doctor.</p> <p> 扮醫生 pretends to be a doctor.</p>
P.17	Please colour the policeman’s equipment.
P.18	<p>The baker put some fruit on the cake. Which fruit has more on it? Please put a ✓ in the <input type="checkbox"/>.</p> <p>The baker prepares some other ingredients for the cake. Count the numbers of each ingredients. Circle the ingredients with same quantity.</p>
P.19	Mei Mei needs to walk pass the trees to the bus stop. Please count the numbers of trees. Put the corresponding number sticker in the <input type="checkbox"/> . Colour the picture.
P.20	<p>Take a look around the school environment and see what shops are there. Then, stamp in the <input type="checkbox"/>.</p> <p>商店 shop</p>
P.21	Which shop did Yan Yan and her father go for shopping? Please put a ✓ in the <input type="radio"/> . What did they buy? Please draw it in the box.
P.22	<p>Please draw a line to show the way for Man Man and her mother to go home. On the way home, they need to walk pass  ,  and  .</p>
P.23	<p>Yan Yan and her father are running. Who is in the front? Please circle the correct person.</p> <p>Yan Yan and her mother are riding bicycles. Who is at the back? Please circle the correct person.</p>
P.24	Please colour the people or items that need water to show the way for the little water drop to find mother.
P.25	The mother elephant is helping the baby elephant have a shower. Please draw the water in blue, and put the word sticker ‘水’ in the <input type="checkbox"/> .

Page	Instructions
P.26	<p>How many children are joining the party? Put the corresponding number sticker in the <input type="checkbox"/>.</p> <p>Every child has a cup of jelly. Please circle the corresponding numbers of jelly that match the numbers of the children.</p>
P.27	<p>The children are playing with water. Which objects can take and keep water? Put a ✓ in the <input type="checkbox"/>.</p>
P.28	<p>It's raining heavily and the road is flooding. What items can float on water? Please put the appropriate stickers in the picture.</p>
P.29	<p>Do you like rainy days? Why? There are 3 words of '雨' hiding in the picture. Please circle them and then colour the picture.</p>
P.30	<p>Here is a big pool. What animals can you see in the pool? Please work with your parents and draw the animals.</p>
P.31	<p>On On is tidying her clothes. Please help her distinguish the summer and winter clothes. Please put a red stamp on summer clothes, put a blue stamp on winter clothes.</p> <p>What clothes do the children need to wear? Please stick the appropriate stickers of summer and winter clothes in the <input type="checkbox"/>.</p>
P.32	<p>Mei Mei tries on two dresses. Which one is short? Please circle the picture that Mei Mei is wearing the short dress.</p> <p>Lok Lok tries on two trousers. Which one is narrow? Please circle the picture that Lok Lok is wearing the narrow trousers.</p>
P.33	<p>What kinds of clothes should you wear for sleeping, playing in the park or on the beach? Please draw lines to match the clothes with the corresponding places.</p>
P.34	<p>Mommy makes some clothes for Yan Yan. Paste the correct word stickers in the corresponding <input type="checkbox"/>. According to the patterns of fabrics, draw lines to link the clothes and the fabrics.</p>
P.35	<p>Mommy makes 4 different kinds of clothes for On On without zipping up. Please count the numbers of buttons needed for each piece of clothes and draw the buttons on them. Then, colour the clothes.</p>

Page	Instructions
P.36	According to the pattern of soldiers, please put the correct sticker in the <input type="checkbox"/> .
P.37	It's spring now and the leaves are growing densely. Please draw leaves on the tree.
P.38	The Chinese New Year is coming. Yan Yan and her mother are going to the New Year Market. On the way, they pass through the things related to New Year. Please draw a line to show the way for them to the New Year Market.
P.39	<p data-bbox="220 519 917 555">Please circle the things that you like to do in summer.</p> <p data-bbox="220 660 598 696">夏天我喜歡穿 In summer, I</p> <div data-bbox="603 607 991 741">  </div> <p data-bbox="220 801 518 837">我喜歡吃 I like to eat</p> <div data-bbox="564 801 1027 927">  </div> <p data-bbox="220 1041 391 1077">我喜歡 I like</p> <div data-bbox="408 958 890 1155">  </div>
P.40	For Happy Father's Day, please draw your hand, your father's hand and some interesting patterns in the box, and give it to your father.