

Instructions  
英文指示語



# 活動冊

黃蕙吟博士 主編



















低班

上學期

©  幼兒教育出版社

**Creative Learning Package**  
**Activity Book (K2 – First Term)**





Page	Instructions
P.1	<p>This is a beautiful photo frame. Please draw your face and your teacher's face inside the</p>  <p>This is a beautiful necklace. Please stick the correct stickers on the  and . Then, read the sentence.</p> <p>送給親愛的老師 To my dear teacher.</p>
P.2	<p>Do you like to shake hands with new friends? Please stamp your name on one hand of each group. Introduce yourself to 3 new friends. Ask your friends to stamp their names on the other hands. Then, shake hands with them.</p>
P.3	<p>Please match the objects on the left to the corresponding corners. Observe the classroom to see if there are these objects.</p>
P.4	<p>Please draw lines from 1, 2, 3, 4 to show the correct procedure of washing hands.</p>
P.5	<p>Man Man is packing following items to home. She needs a , a , a  and an . Please stamp on these items.</p>
P.6	<p>Please colour the biggest ball in red. Colour the smallest ball in blue.</p> <p>Please colour the longest ruler in red. Colour the shortest ruler in blue.</p> <p>Please colour the widest balance beam in red. Colour the narrowest balance beam in blue.</p>
P.7	<p>Please observe following pictures carefully, draw lines to match eyes, ear, mouth and nose to the children.</p>
P.8	<p>In my body, which organ is with the quantity of '1'? Which organ is with the quantity of '2'? Please match the numbers to the correct organs and tell the name of each organ.</p>
P.9	<p>If you can do the following things, please colour the  and write the words according to the grey lines.</p>

Page	Instructions
	<p>1. 我會用 I can use my  手  .</p> <p>2. 我會用 I can use my  手  .</p> <p>3. 我會用 I can use my  手  .</p> <p>4. 我會用 I can use my  手  .</p>
P.10	Wai Wai is helping his mother collect socks. Please match two socks as a pair. Colour a pair of socks in same colour.
P.11	<p>Can you look after your teeth? Please follow the correct behaviours to draw lines to find the white tooth.</p> <p>起點 Start</p>
P.12	<p>Please tell the functions of clothes, help the boy and the girl put on stickers of clothes, and write the words according to the grey lines.</p> <p>女孩子 girl</p> <p>男孩子 boy</p>
P.13	<p>If you were below children, would you feel happy or unhappy? Please choose the face and colour on it.</p> <p>Please observe people's facial expressions in the newspaper or magazines. Cut out a special picture, stick it on <input type="text"/> and try to say the person's feeling in the picture.</p>
P.14	Please make your thumb print and your family members' thumb prints on <input type="text"/> . Observe the prints to see the differences.



Page	Instructions
	<p>有愛吃 <input type="checkbox"/> 的我， I love to eat <input type="checkbox"/>.</p> <p>還有愛吃 <input type="checkbox"/> 的 <input type="checkbox"/>。 also there is a <input type="checkbox"/> who loves to eat <input type="checkbox"/>.</p>
P.22	<p>In below box, please stick a photo taken with your family members during an activity.</p> <p>請貼上照片 please stick a photo</p> <p>Please complete below work together with your family members.</p> <p>照片中共有 <input type="checkbox"/> 人。 In the photo, there are <input type="checkbox"/> people.</p> <p>有爸爸 / 媽媽 / 哥哥 / 姊姊 / 弟弟 / 妹妹 和我。 There are father / mother / big brother / big sister / young brother / young sister and me.</p> <p>那天我感到 That day I felt 😊 / ☹️。</p>
P.23	<p>Yan Yan and her mother are doing shopping in the supermarket. Please write 1, 2, 3, 4 in ○ to show the correct procedure of shopping. Then, tell the shopping procedure once.</p>
P.24	<p>Please compare the weight of a small tomato with a big tomato by hands, compare the weight of a tomato with a cucumber by hands, and then use the balance scale to weigh them. Put the correct stickers of food on the balance scales.</p> <p>Father mouse wants to buy a heavy fruit. In below 2 pictures, please colour the heavier fruit.</p>
P.25	<p>Please draw lines to link the food with the origin.</p> <p>Please collect pictures of meat, stick them on <input type="text"/>, and write the word according to the grey lines.</p> <p>肉 meat</p>

Page	Instructions															
P.26	<p>What do the stalls in the market sell? Trace the grey lines to write the words. See what the animals want to buy. Help them draw the suitable routes.</p> <p>菜 vegetable                      肉 meat                      水果 fruit</p>															
P.27	<p>Please count the number of each shape on the following picture. Colour correct number of each shape and write the number in the <input type="checkbox"/>.</p>															
P.28	<p>The shopkeeper in the market is tidying the vegetables. Please circle all the hidden tomatoes.</p> <p>新鮮蔬菜 Fresh vegetable</p> <p>Does the number match the quantity of vegetable? Please count the vegetables and put on the appropriate stickers.</p>															
P.29	<p>This is a food pyramid. Please put the stickers of food on the correct areas. Then, tell that what food is good to eat more and what food is better to eat less.</p>															
P.30	<p>Please circle the picture which matches the words ‘汽車’ (car).</p> <p>Please use colour paper to paste your favourite car in the <input type="checkbox"/>.</p>															
P.31	<p>Please read below sentences. Which vehicles do Mr. Pig and Mr. Bear drive? Draw lines to match the correct pictures.</p> <p>我是火車司機。 I am a train driver.</p> <p>我是巴士司機。 I am a bus driver.</p> <p>Please compare a train with a bus, and put a ✓ in the <input type="checkbox"/>.</p> <table border="1" data-bbox="220 1713 1385 2000"> <thead> <tr> <th></th> <th>在馬路上行駛 runs on the road</th> <th>在路軌上行駛 runs on the track</th> <th>車身比較長 is long</th> <th>車身比較高 is tall</th> </tr> </thead> <tbody> <tr> <td>火車 A train</td> <td></td> <td></td> <td></td> <td></td> </tr> <tr> <td>巴士 A bus</td> <td></td> <td></td> <td></td> <td></td> </tr> </tbody> </table>		在馬路上行駛 runs on the road	在路軌上行駛 runs on the track	車身比較長 is long	車身比較高 is tall	火車 A train					巴士 A bus				
	在馬路上行駛 runs on the road	在路軌上行駛 runs on the track	車身比較長 is long	車身比較高 is tall												
火車 A train																
巴士 A bus																

Page	Instructions
P.32	This short man would like to buy toy cars. Please help him colour the cars according to the numbers.
P.33	The animal vehicles are funny but they have no wheels. Please draw wheels on each animal car.
P.34	<p>Car racing, which car goes fast? Please circle it with a red pen. Which car goes slow? Please use a yellow pen to circle the slowest car.</p> <p>End of the competition; please put the award stickers on the 1st, 2nd and 3rd car.</p>
P.35	Mother and Ting Ting are going to visit grandmother. Please introduce the traffic facilities and draw the safest way for them.
P.36	<p>Please draw lines and follow the correct behaviours to find the way to be a 'Politeness Ambassador'.</p> <p>起點 Start</p>
P.37	<p>Which transport do you like to take? Please complete the following activity with your parents.</p> <p>假日，我和爸爸媽媽喜歡到_____，我們會乘坐(請在○內✓出合適的圖片)。</p> <p>On holidays, my parents and I like to go to_____. We will ride _____</p> <p><u>(please put a ✓ in the appropriate ○ from the pictures below).</u></p> <p>請畫合適的圖書。 Please draw an appropriate picture.</p>
P.38	<p>Children are in the library. Which behaviour is correct? Please put the sticker of  in the .</p> <p>Which behaviour is incorrect? Please put the sticker of  in the .</p>
P.39	Look at these 2 pictures. Please circle 4 different parts in the pictures, and discuss what equipment is in the library.
P.40	Please tell the function of a library card. Then design your own library card.
P.41	The teacher is using interesting puppets to tell a story. Please count the number of puppets and write the correct number in the <input type="text"/> .

Page	Instructions
P.42	Ching Ching read a story to his family. You read one to your family too. Please write 1, 2, 3, 4 in <input type="checkbox"/> to express the sequence of the story. Then, tell the story.
P.43	Please match the sentences to the correct pictures and read the sentences.  圖書館裏有圖書。 There are books in the library. 爸爸說故事。 Daddy reads a story. 我愛看圖書。 I love reading books.
P.44	The show will be starting soon. Please write the correct number on the back of the chairs to help children find the seats.
P.45	Which leaves overlap together? Please circle the leaves in the boxes.
P.46	The moon in Mid-Autumn Festival is round and bright. Does it look like the following pictures? Please circle them.
P.47	Let us do an experiment. Rub a straight ruler on a wool sweater and see what things will be attracted by the ruler. Then, put a ✓ in the <input type="checkbox"/> .
P.48	Which activity is relevant to Christmas? Please put a ✓ in the <input type="checkbox"/> and say how you would do with your family to celebrate Christmas.