

Instructions
英文指示語




活動冊

黃蕙吟博士 主編





低班


下學期



©  幼兒教育出版社

























Creative Learning Package
Activity Book (K2 – Second Term)

Page	Instructions
P.1	<p>Please circle the dolphin which is in the front.</p> <p>Please circle the parrot which is at the back.</p> <p>Please put  at 2 dolphins' heads, one dolphin is in the front and the other is at the back. Put  at the dolphin's head which is in the middle.</p>
P.2	<p>Below pictures are the puzzles of dolphin and shark. Please circle the dolphin puzzle in red. Circle the shark puzzle in green.</p>
P.3	<p>Read the rhyme, circle the word '魚' (fish), find the picture that matches the content of the rhyme and then put a ✓ in the ○.</p> <p style="text-align: center;">魚兒游 The Fish Swims 魚兒魚兒水中游， The fish swims in the water, 擺擺魚尾向前游。 moves its tail to swim forwards. 哎呀!魚兒碰着大石頭。 Oh! The head of the fish hits a big rock.</p>
P.4	<p>Bond Bond is going to the picnic. On the way, what animal does he see? Please put the correct word on <input type="checkbox"/>.</p> <p>我看見 I see a <input type="text"/>.</p> <p>What animal does Bond Bond see? Please circle the correct picture.</p>
P.5	<p>According to the life cycle of a butterfly, please write down 1, 2, 3, 4 in <input type="checkbox"/>.</p> <p>Please put a picture of butterfly in below box.</p>
P.6	<p>Please count the number of fish in the fish tank and write the correct numbers in the ○.</p> <p>According to the number, please draw the same quantity of fish in the fish tank.</p>

Page	Instructions
P.7	<p>Lok Lok is recording the information of a panda. Please help him circle the correct answers. Then, tell your classmates about the appearance and the habits of pandas.</p> <p style="text-align: center;">熊貓小檔案 Panda Portfolio</p> <p>1. 熊貓身上的顏色是 黑和白 / 紅和綠。 The colours of the panda are black and white / red and green.</p> <p>2. 熊貓最愛吃 香蕉 / 竹子。 The panda loves to eat banana / bamboo.</p> <p>3. 熊貓最愛 睡覺 / 游泳。 The panda loves to sleep / swim.</p> <p>4. 熊貓 是 / 不是 受保護動物。 The panda is / is not a protected animal.</p>
P.8	<p>Please draw a line to help the cow go back home, but the cow cannot touch the rubbish.</p>
P.9	<p>For environmental protection, please draw a poster in the below box to encourage people to use their own shopping bags. Then put the correct sticker in .</p> <div style="border: 1px dashed black; width: 150px; height: 30px; margin-top: 10px; display: flex; align-items: center; justify-content: center;"> 請用購物袋 Please use shopping bags. </div>
P.10	<p>Which recycling bins should the rubbish be thrown into? Please paste the sticker of recycling bin in the to match the rubbish.</p>
P.11	<p>Water and electricity are important for us. Please put the sticker of 😊 on ☉ to show the child doing correctly. Put the sticker of ☹️ on ☉ to show the child doing incorrectly.</p>
P.12	<p>Children, let's join the plans of environmental protection. Please read the following sentences. Which one can you do? Please put a ✓ in the <input type="checkbox"/> and sign your name on the line.</p> <p>保護環境大行動 Environmental Protection</p> <ol style="list-style-type: none"> 1. 我會珍惜食物。I can treasure food. <input type="checkbox"/> 2. 我會愛惜玩具。I can treasure toys. <input type="checkbox"/> 3. 我會珍惜水和電。I can treasure water and electricity. <input type="checkbox"/>

Page	Instructions
	<p>4. 我會自備購物袋。 I can bring my own shopping bag. <input type="checkbox"/></p> <p>簽名 Signature: _____</p>
P.13	<p>The children are watering flowers. According to the numbers they say, please draw the missing flowers, and write the words based on the grey lines.</p> <p>小朋友喜歡 花朵 Children like flowers.</p>
P.14	<p>In the pictures, do the people protect the environment? If they do, please put a ✓ in the <input type="checkbox"/>, otherwise, put a X in the <input type="checkbox"/>.</p>
P.15	<p>Many items can be recycled. Please work with your father and mother to design, and draw a new thing by re-using below items.</p> <p>物品 爸媽覺得可以用來 我覺得可以用來 Item father/mother would make I would make</p>
P.16	<p>The chef is busy with preparing food. Please count the number of the food, and write the correct number in the <input type="checkbox"/>.</p>
P.17	<p>Please speak out the chef's job, and colour the appropriate picture.</p>
P.18	<p>Father and Sum Sum are going to buy food. Please count the number of one dollar coin, and draw a line to match the same value of the food.</p>
P.19	<p>Please design new hair styles for below 4 children.</p>
P.20	<p>According to the tips, please help the policeman find the thief by linking the shapes.</p> <p>提示 Tips: </p> <p>Other than catching thieves, what work does a policeman do? Please put a ✓ in the <input type="checkbox"/>.</p>
P.21	<p>Please circle the fireman's equipment and uniform.</p>
P.22	<p>Please read the following sentences, and put the correct stickers in the <input type="checkbox"/>.</p>

Page	Instructions
	謝謝師。 Thank for the chef. 謝謝警察。 Thank for the policeman. 謝謝消防員。 Thank for the fireman. 謝謝理髮師。 Thank for the hairdresser.
P.23	Do you know the actual outlook of below lined pictures? Please match the picture by putting the correct stickers in the  . Please use your finger to draw below pictures once. Then, circle the picture which can be drawn with one line.
P.24	Look at the 4 pictures below. One line is missing for each picture. Please draw the missing lines to complete the pictures and colour them. Then, say what they are.
P.25	What colour would it be if two colours mix together? Please colour the animals to see.
P.26	Please put small pieces of red, yellow and blue paper in the <input type="checkbox"/> . 紅色 red 黃色 yellow 藍色 blue
P.27	According to the instruction, please put shape 1 onto the shape 2. What pattern will it become? Please circle the correct pictures.
P.28	What will you discover if you look at an object from different angles? Draw a line to link up the same item.
P.29	Please observe, the car in the small picture is which car in the big picture. Draw a line to match the small picture with the big picture.
P.30	Please use different materials and work with your family members to create a picture in the box below. Write the name of the picture and the drawer's name on lines. 作品名稱 Name of picture: _____ 繪畫者 Drawer: _____
P.31	Do you know the procedure of producing rain drops? Please observe the pictures below and write the number 2, 3, 4 in order in the  . Then read out the story.
P.32	Did you do following things today? If so, please put a ✓ in the <input type="checkbox"/> . Which things that you did need water? Please colour them.

Page	Instructions
P.33	<p>According to below pictures, which cup's volume is larger? Please circle the correct answer.</p> <p> 的容量較大。 has larger volume</p> <p> 的容量較大。 has larger volume</p>
P.34	<p>Water is useful. According to the sequence of below sentences, please draw lines to help the small water drop go to the big water drop. Say how you will save water.</p> <p>1.爸爸用水洗手。 Father uses water to wash his hands. 2.媽媽用水洗衣服。 Mother uses water to wash clothes. 3.哥哥用水澆花。 Brother waters the flower. 4.妹妹喝水。 Sister drinks water.</p>
P.35	<p>According to the procedure of making steam, please write number 1, 2, 3 in order in ○.</p> <p>According to the procedure of making ice, please write number 1, 2, 3 in order in ○.</p>
P.36	<p>Please observe below pictures. In what situation the finger and the hand will be seen bigger? Please put a ✓ in the □.</p>
P.37	<p>Please read the story '病菌來了' (The Germ is Coming), and circle the correct answer.</p> <p>病菌來了 The Germ is Coming</p> <p>1.誰是病菌大王?  /  Who is the king of the germ?  / </p> <p>2.病菌拉拉  令人  /  。 Germ Lai Lai  makes people  / </p> <p>3.病菌卡卡  令人  /  。 Germ Ka Ka  makes people  / </p> <p>4.病菌生生  會躲在裏  /  。</p> <p>Germ Sun Sun  stays inside the  / </p>

Page	Instructions
P.38	<p>You should put the toothbrushes back to the mugs after brushing teeth. How many ways can you think of putting the toothbrushes in the combination of 4? Write the correct number in the <input type="checkbox"/> and draw the same amount of toothbrushes in the mug.</p> <p>1 和 3 合起來是 <input type="checkbox"/> 1 and 3 are <input type="checkbox"/> 2 和 <input type="checkbox"/> 合起來是 4 2 and <input type="checkbox"/> are 4 <input type="checkbox"/> 和 <input type="checkbox"/> 合起來是 4 <input type="checkbox"/> and <input type="checkbox"/> are 4</p>
P.39	<p>Please match the phrases with the corresponding pictures. Then, read out the sentences.</p> <p>我會洗澡。 I can take a shower. 我會洗臉。 I can wash my face. 我會刷牙。 I can brush my teeth.</p>
P.40	<p>Ming Ming just finished sweeping the floor. He needs to put 5 brushes into 2 boxes. How many ways of combinations can he make? Write the correct number in the <input type="checkbox"/>.</p> <p>1 和 4 合起來是 <input type="checkbox"/> 1 and 4 are <input type="checkbox"/> 2 和 <input type="checkbox"/> 合起來是 5 2 and <input type="checkbox"/> are 5 <input type="checkbox"/> 和 <input type="checkbox"/> 合起來是 5 <input type="checkbox"/> and <input type="checkbox"/> are 5 <input type="checkbox"/> 和 <input type="checkbox"/> 合起來是 <input type="checkbox"/> <input type="checkbox"/> and <input type="checkbox"/> are <input type="checkbox"/></p>
P.41	<p>Please circle the cleaners.</p>
P.42	<p>Many items for cleaning were sold out at Happy Supermarket. According to bar chart below, please write the numbers of each item in the <input type="checkbox"/>. Then paste the correct cleaning item stickers in the appropriate <input type="checkbox"/>.</p> <p>最受歡迎的清潔物品 Cleaning Items Sold Out Best</p> <p>1. 買 <input type="checkbox"/> 的人最多。 Most people bought <input type="checkbox"/>.</p> <p>2. 買 <input type="checkbox"/> 的人最少。 Least people bought <input type="checkbox"/>.</p> <p>3. 買 <input type="checkbox"/> 和 <input type="checkbox"/> 的人一樣多。 Same number of people bought <input type="checkbox"/> and <input type="checkbox"/>.</p>
P.43	<p>Did you do below things today? If so, please put a ✓ in the <input type="checkbox"/>. If not, put X. Invite your parents to put a sticker of ☆ on <input type="checkbox"/>.</p>

Page	Instructions
	<p>進食前洗手。 Wash hands before eating. 上廁所後洗手。 Wash hands after using toilet. 起牀後刷牙。 Brush teeth after getting up. 玩耍後洗澡。 Have a shower after play.</p>
P.44	Spring is coming. Look at the pictures below. According to the growing process of the plant, please write 1, 2, 3, 4 in ○.
P.45	<p>Read along the nursery rhyme. Find out the 2 corresponding pictures that match with the rhyme and put a ✓ in the ○.</p> <p style="text-align: center;">新年好 Good New Year</p> <p>新年到，新年到， New Year comes. New Year comes. 穿新衣，去拜年。 Wear new clothes, visit relatives and friends. 我祝爺爺身體好， I wish grandfather good health. 爺爺祝我年年高。 Grandfather wishes me tall every year.</p>
P.46	Say the weather in summer. Then, find out the methods of staying cool in summer and colour the ☆.
P.47	The rabbit is playing a number comparing game with his friends. Please put Easter egg stickers on the bodies of the animals who have a bigger number than the rabbit.
P.48	<p>The dragon boat race is just begun. Please draw a line from 1 to 20 to see what it is.</p> <p>On the dragon boat, the uniform of one of the participants is different from others. Please circle this participant.</p>