

Instructions  
英文指示語



# 活動冊

黃蕙吟博士 主編












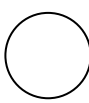


高班

上學期




**Creative Learning Package**  
**Activity Book (K3 – First Term)**







Page	Instructions		
P.1	Children are going to picnic. They queue up based on the numbers on their hats. Please write the numbers on the hats in order. Count 1-10 in order and count them backwards.		
P.2	<p>Children draw little animals on their fingers. Please count the fingers and write Chinese numbers on the lines. Use fingers to create a little animal.</p> <p style="text-align: center;">1          2          3          4          5          6          7          8          9          10</p> <table style="width: 100%; border: none;"> <tr> <td style="width: 50%; vertical-align: top;"> <p>___隻小手指， 變成小毛蟲。 _____ little finger, changes to a little caterpillar.</p> <p>___隻小手指， 變成大蜘蛛。 _____ little fingers, change to a big spider.</p> </td> <td style="width: 50%; vertical-align: top;"> <p>___隻小手指， 變成小公雞。 _____ little fingers, change to a roaster.</p> <p>___隻小手指， 變成小蝴蝶。 _____ little fingers, change to a little butterfly.</p> </td> </tr> </table>	<p>___隻小手指， 變成小毛蟲。 _____ little finger, changes to a little caterpillar.</p> <p>___隻小手指， 變成大蜘蛛。 _____ little fingers, change to a big spider.</p>	<p>___隻小手指， 變成小公雞。 _____ little fingers, change to a roaster.</p> <p>___隻小手指， 變成小蝴蝶。 _____ little fingers, change to a little butterfly.</p>
<p>___隻小手指， 變成小毛蟲。 _____ little finger, changes to a little caterpillar.</p> <p>___隻小手指， 變成大蜘蛛。 _____ little fingers, change to a big spider.</p>	<p>___隻小手指， 變成小公雞。 _____ little fingers, change to a roaster.</p> <p>___隻小手指， 變成小蝴蝶。 _____ little fingers, change to a little butterfly.</p>		
P.3	<p>Who is your best friend? Please complete below activity with pictures and words.</p> <p>我的好朋友是 My best friend is _____          我最欣賞他 I appreciate him _____          我們最愛玩 We love to play _____</p>		
P.4	Please put ☺ in the ○ to show the children who can share with and help others.		
P.5	<p>The teacher is playing a game with the children. See how she distributes the 5 marbles. Please write the correct number in the □, and draw the correct numbers of marbles on the hands.</p> <p>1 和 4 是□    1 and 4 are □                  2 和 3 是□    2 and 3 are □          3 和 2 是□    3 and 2 are □                  4 和 □ 是 5    4 and □ are 5</p>		
P.6	<p>Please write the dates on the calendar.</p> <p>9 月 September</p>		





Page	Instructions
	<p>星期日      星期一      星期二      星期三      星期四      星期五      星期六  Sunday      Monday      Tuesday      Wednesday      Thursday      Friday      Saturday</p> <p>Please put the appropriate sticker on the blank, and read the words.</p> <p>今天是星期五  Today is Friday,</p>  <div style="border: 1px dashed black; width: 200px; height: 30px; display: inline-block; margin-left: 10px;"></div> <p>昨天是  Yesterday was <span style="border: 1px dashed black; display: inline-block; width: 80px; height: 25px; vertical-align: middle;"></span>,</p>  <div style="border: 1px dashed black; width: 200px; height: 30px; display: inline-block; margin-left: 10px;"></div> <p>明天是 <span style="border: 1px dashed black; display: inline-block; width: 80px; height: 25px; vertical-align: middle;"></span> 我不用上學去。  Tomorrow is <span style="border: 1px dashed black; display: inline-block; width: 80px; height: 25px; vertical-align: middle;"></span>, I do not need to go to school.</p>
P.7	<p>How do you arrange your time each day? Please write the time on the line and say the daily routine.</p> <p>時 o'clock</p>
P.8	<p>Please guess who is wearing a mask. According to the rhymes, circle the children and draw lines between the children and the animal faces.</p> <p>我是男孩子，我穿紅色的衣服，我喜歡唱歌。  I am a boy. I wear red clothes. I like singing.</p> <p>我是女孩子，我穿黃色的衣服，我喜歡唱歌。  I am a girl. I wear yellow clothes. I like singing.</p> <p>我是女孩子，我穿黃色的衣服，我喜歡跳舞。  I am a girl. I wear yellow clothes. I like dancing.</p>
P.9	<p>Siu Shan divides 6 biscuits into 2 meals. How many does he eat at each meal? Write the appropriate number in <input type="checkbox"/>.</p> <p>1 和 5 是 <input type="checkbox"/>      1 and 5 are <input type="checkbox"/>                      2 和 4 是 <input type="checkbox"/>      2 and 4 are <input type="checkbox"/>  3 和 <input type="checkbox"/> 是 6      3 and <input type="checkbox"/> are 6                      <input type="checkbox"/> 各 2 是 6      <input type="checkbox"/> and 2 are 6  <input type="checkbox"/> 和 <input type="checkbox"/> 是 6      <input type="checkbox"/> and <input type="checkbox"/> are 6</p>

Page	Instructions
P.10	<p>Please compare the girls' height. Put the correct sticker in the ○.</p> <p> is higher than  .</p> <p> 比  高 。</p> <p>Please compare the boys' size. Put the correct sticker in the ○.</p> <p> is thinner than  .</p> <p> 比  瘦 。</p> <p>The children measure the height of cakes by using blocks. Please help them write the number of block in the □, and stick the correct sticker in the ○.</p> <p> 和  一樣高 are in same height.</p>
P.11	<p>Please read along the nursery rhyme. Circle the numbers which is in Chinese characters. Then, colour the left hand in red and the right hand in green.</p> <p>一雙手            A pair of hands  我有一雙手， I have a pair of hands,  十個手指頭， Ten little fingers,  五個在左，      Five on the left,  五個在右。      Five on the right.</p>
P.12	<p>What feelings do the children's facial expressions show? Let's think about it. Match the children's faces with the corresponding words. Then, try to act out the feelings.</p> <p>快樂 happy    害羞 shy    難過 sad    害怕 scare</p>
P.13	<p>These are plastic beads. Please colour the bead with odd number in green. Colour the bead with even number in yellow.</p> <p>Please write down the odd numbers and the even numbers in order.</p>




Page	Instructions
	單數 odd number 雙數 even number
P.14	Grandfather's birthday is coming soon. The family members are going to dress up for the birthday party. Please put the correct stickers in the <input type="checkbox"/> .  爸爸 father    弟弟 brother    爺爺 grandfather    媽媽 mother    姐姐 sister
P.15	On On wants to divide the 7 dolls to her 2 cousins. How can she do it? Please write the correct number in the <input type="checkbox"/> .  1 和 6 是 <input type="checkbox"/> 1 and 6 are <input type="checkbox"/> 2 和 5 是 <input type="checkbox"/> 2 and 5 are <input type="checkbox"/> 3 和 <input type="checkbox"/> 是 7    3 and <input type="checkbox"/> are 7 <input type="checkbox"/> 和 3 是 7 <input type="checkbox"/> and 3 are 7 <input type="checkbox"/> 和 <input type="checkbox"/> 是 7 <input type="checkbox"/> and <input type="checkbox"/> are 7 <input type="checkbox"/> 和 <input type="checkbox"/> 是 <input type="checkbox"/> <input type="checkbox"/> and <input type="checkbox"/> are <input type="checkbox"/>
P.16	Please interview your father and mother, and complete below records.  爸爸的樣子 father's face 姓名 name : _____ 喜愛的顏色 favourite colour 喜愛做的事情 favourite thing to do : _____  媽媽的樣子 mother's face 姓名 name : _____ 喜愛的顏色 favourite colour 喜愛做的事情 favourite thing to do : _____
P.17	The children are playing the game of 'Passing Words' to their family members. According to the list of code, please write the Chinese words in the <input type="checkbox"/> .  密碼表 code list
P.18	Please see the children's methods of greeting guests, colour the 😊 if they do correctly. Colour the ☹️ if they do incorrectly.
P.19	The children are building blocks, please match the blocks to the products.










Page	Instructions								
P.20	Please design a furniture with your parents. Take turn to draw a line to complete the furniture below and introduce this furniture.								
P.21	<p>Please draw your favourite food on the plate and complete the sentence 'I love to eat.....'</p> <p>我愛吃 I love to eat_____</p> <p>Please arrange the procedure of digesting food in order, and write 1, 2, 3, 4 in the <input type="checkbox"/>. Then, say it once.</p>								
P.22	According to the number of cookie on each plate, please write the correct number in the <input type="checkbox"/> . Draw a line to link up the plates that cookies combining together are 8.								
P.23	Say the 5 kinds of food on the Ferris Wheel. When it moves, the position of food changes too. Please put the correct sticker on the Ferris Wheel.								
P.24	<p>The children prepare different lunch boxes to picnic. Discuss the food in each lunch box and circle the lunch box which meets the healthy eating principle.</p> <p>Please draw a picture of your today's lunch on the plate below. Is it healthy food? If yes, stamp on the <input type="checkbox"/>.</p>								
P.25	<p>Please observe below pictures. If you can do it, colour the .</p> <table border="0" data-bbox="220 1332 1197 1568"> <tr> <td data-bbox="220 1332 766 1377">吃飯時，不談話!</td> <td data-bbox="805 1332 1109 1377">我不會浪費!</td> </tr> <tr> <td data-bbox="220 1384 766 1429">When eating the meal, don't speak!</td> <td data-bbox="805 1384 1109 1429">I don't waste the food!</td> </tr> <tr> <td data-bbox="220 1473 766 1518">我會收拾餐具!</td> <td data-bbox="805 1473 1109 1518">我每餐也會吃蔬菜!</td> </tr> <tr> <td data-bbox="220 1525 766 1570">I can help tidy up!</td> <td data-bbox="805 1525 1109 1570">I eat vegetable at each meal!</td> </tr> </table> <p>If you have 4 coloured , it means that you understand the good eating manner. Please put your favourite stamp on  for encouragement.</p>	吃飯時，不談話!	我不會浪費!	When eating the meal, don't speak!	I don't waste the food!	我會收拾餐具!	我每餐也會吃蔬菜!	I can help tidy up!	I eat vegetable at each meal!
吃飯時，不談話!	我不會浪費!								
When eating the meal, don't speak!	I don't waste the food!								
我會收拾餐具!	我每餐也會吃蔬菜!								
I can help tidy up!	I eat vegetable at each meal!								
P.26	<p>Please write 1, 2, 3, 4 in <input type="radio"/> to show the process of a spoiled banana.</p> <p>How do the children keep the food? Please circle the correct method.</p>								




Page	Instructions
P.27	Siu San and his classmates are making sushi together. Please write the correct number in the <input type="checkbox"/> and see how many sushi they make.
P.28	<p>What dish do you like to eat? Please invite your parent to cook this dish with you, and complete below record.</p> <p>菜式名稱 Name of the dish : _____</p> <p>材料和分量 : (可以以圖畫或文字表達。) Ingredient and quantity: (can draw a picture or write the text.)</p> <p>烹調過程 : (請在<input type="checkbox"/> 內✓ 出你有參與過的程序。) Cooking process: (Please put ✓ in the <input type="checkbox"/> to show that you have done the part.)</p> <p>製成品 : (請畫下來。 )Product: (Please draw here.)</p> <p>你來評一評!(請塗上顏色。 )Do the assessment! (Please colour the shapes.)</p> <p>顏色 colour 味道 taste</p>
P.29	<p>Please put the correct sticker next to the sentence and read the sentence.</p> <p>太陽出來了。 The sun rises up.          天上有白雲。 There are white clouds in the sky.          星星閃呀閃。 Stars twinkle.          彩虹真美麗。 The rainbow is beautiful.</p>
P.30	<p>The sun rises high in the sky. The gardener puts the plants under the sun. Please put 5 plants as a group and circle each group. Write the total number of plants in the <input type="checkbox"/>.</p>
P.31	<p>After reading the story ‘想飛的故事’, please read the text below and circle the correct pictures.</p> <p>Wright Brothers were interested in  /  .They always observed the flying of  /  . After many times of failure, they successfully made a  /  .</p>

Page	Instructions
	If you were an inventor, what would you like to invent? Please draw it in the box and introduce your work.
P.32	<p>Please complete below 'Hong Kong International Airport Information Booklet' . Write down the first date of operation at the airport and put a ✓ in the <input type="checkbox"/> for the photos taken in the airport.</p> <p>香港國際機場資料冊                      Hong Kong International Airport Booklet  名稱：香港國際機場                      Name： Hong Kong International Airport  啟用日期： _____年_____月      Operation date： _____year_____month  機場內會看見的景物                      The view can be seen in the airport</p>
P.33	<p>The children are playing paper aeroplanes. Please colour the highest aeroplane in green, colour the lowest areoplane in yellow and put the appropriate sticker in the <input type="checkbox"/>.</p> <p>飛機  比飛機 <input type="checkbox"/> 飛得高。  areoplane  is higher than aeroplane <input type="checkbox"/>.</p> <p>Please colour the furthest aeroplane in green and put the appropriate sticker in the <input type="checkbox"/>.</p> <p>飛機 <input type="checkbox"/> 比飛機  飛得遠。  Aeroplane <input type="checkbox"/> is further than aeroplan .</p>
P.34	The boy needs to put 9 toy aeroplanes into 2 different toy boxes. How does he do? Please write the correct number in the <input type="checkbox"/> .
P.35	<p>Please read the newspaper below, and write the correct answer on the line.</p> <p style="text-align: center;">Shenshou V Shot Successfully</p> <p>On 15 October 2003 at 9:00 am, the Chinese first astronaut Yang Liwei (楊利偉) rode on the spacecraft 'Shenshou V ' to space. He stayed in the space for 21 hours and returned successfully to the earth on 16 October morning.</p>



Page	Instructions
	<p>1. 中國第一位太空人是_____。 The Chinese first astronaut is _____ .</p> <p>2. 他在_____年_____月_____日乘坐太空船上太空。 By _____year_____month_____day, he rode on the spacecraft to space.</p> <p>3. 這次負責飛行的太空船名為_____。 The name of the spacecraft is_____ .</p>
P.36	<p>After reading the story '繩子上的結', please complete the reading report. Circle the correct answer and colour the face(s).</p> <p>閱讀報告 Reading Report – '繩子上的結'</p> <p>故事人物有 Story Characters : 小山 Siu Sha / 爸爸 father / 媽媽 mother / 妹妹 sister 地點 Place : 海邊 sea side / 森林 forest / 城市 city 媽媽的寶盒放有 Inside the mother's treasure box :</p>  <p>我喜歡故事的程度 : (請塗上顏色。) The level that I like the story: (please colour the face.)</p>  <p>Please tell the story '繩子上的結' to your father, mother or friend. See how much they like it. Color the face(s).</p> 
P.37	<p>What did Siu Sha write? Please help Siu Sha write a correct sentence and read the sentence.</p> <p>Mother, I love you. Father, how are you? Mother, I am sick. Father, I am hungry.</p>
P.38	<p>Siu Ting discovered some strange words in the hill. Do you know what they are? Please draw lines to match the strange words with the normal words.</p>

Page	Instructions
P.39	Please draw a line to match the correct phrase and stick the appropriate sticker in the <input type="checkbox"/> .
P.40	<p>Please write 1, 2, 3 in the <input type="checkbox"/> in order. Tell the story and create the ending.</p> <p>Please draw the story ending here.</p> <p>請把故事結局畫下來。 Please draw the story ending here.</p>
P.41	What kind of people help make a storybook? Please circle them. Draw a picture and write thankful words on the 'Thank You' card.
P.42	The owner of the book shop bought 10 new books and put them into 2 different book shelves. Please write the correct number in the <input type="checkbox"/> .
P.43	<p>Please read your favourite book with your parent and complete the reading report.</p> <p>親子閱讀報告 Parent-Child Reading Report</p> <p>故事名稱 Story Name : _____</p> <p>作者 Author : _____</p> <p>繪圖 Picture : _____</p> <p>出版社 Publishing Company : _____</p> <p>故事內容(請把你最愛故事人物畫下來。)</p> <p>Story Content : (Please draw the character that you like best.)</p> <p>我喜歡的程度 : (請塗上顏色。)</p> <p>The level that we like : (Please colour the face(s).)</p> <div style="text-align: center;">  </div>
P.44	<p>In autumn, father and Fai Fai go to picnic. After picnic, Fai Fai used words and pictures to record the events happened on that day. Please circle the correct pictures and read the whole article.</p> <p>Autumn is coming. It is  /  . Father and I want to picnic. I</p> <p>saw  /  . We ate  /  together. At night, we viewed</p> <p> /  together.</p>

Page	Instructions								
P.45	Siu Wah wants to see lanterns with his friends. Please follow the sequence of  ,  ,  to draw the correct way.								
P.46	Have you ever seen the flag raising on the National Day? How do you feel? According the steps of the flag raising, write 1, 2, 3, 4 in the <input type="checkbox"/> .								
P.47	You are a fashion designer. Please design some beautiful patterns on the winter clothes. Follow the instructions to colour the clothes with the corresponding colour. <table border="1" data-bbox="223 656 1497 757" style="width: 100%; text-align: center;"> <tr> <td>毛衣 sweater</td> <td>圍巾 scarf</td> <td>帽子 hat</td> <td>手套 glove</td> </tr> <tr> <td>紅色 red</td> <td>綠色 green</td> <td>黃色 yellow</td> <td>藍色 blue</td> </tr> </table>	毛衣 sweater	圍巾 scarf	帽子 hat	手套 glove	紅色 red	綠色 green	黃色 yellow	藍色 blue
毛衣 sweater	圍巾 scarf	帽子 hat	手套 glove						
紅色 red	綠色 green	黃色 yellow	藍色 blue						
P.48	Santa Claus is busy with sending presents to others in winter. Can you guess what he does in spring, summer and autumn? Please put a ✓ in the <input type="checkbox"/> . Create a story with the related pictures. <p>春天 spring            夏天 summer            秋天 autumn</p>								